

# Recommended Organic Dyes for STED microscopy

May 2018

## Fluorescent dyes to be used with the Abberior Instruments Expert Line & the STEDYCON

STED pulsed	775 nm		595 nm	Confocal
Exc.	640nm	594/561nm	488nm	405nm
Always recommended	<b>Abberior STAR RED</b> <b>Abberior STAR 635P</b> <b>Abberior STAR 635</b>	<b>Alexa 594</b>	<b>Oregon Green 488</b>	<b>DAPI</b> <b>HOECHST</b>
	<div style="border: 1px solid black; padding: 5px; display: inline-block;"> <b>Down to 25nm* resolution</b> </div>			
Sample dependent recommended	Atto 647N Atto 633 Alexa 647 Cy5	Abberior STAR 580 Atto 594 Atto 530 Cy3	Abberior STAR 488 Alexa 488 Atto 488 FITC	

**abberior**  
beyond barriers


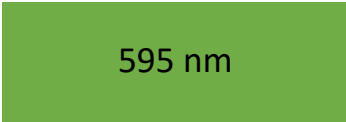

**abberior**  
INSTRUMENTS

\*only depending on the sample

# Recommended Organic Dyes for Live-Cell STED microscopy

May 2018

## Fluorescent dyes to be used with the Abberior Instruments Expert Line & the STEDYCON

STED pulsed	 775 nm	 595 nm	 Confocal	
Exc.	640nm	594/561nm	485nm	405nm
Always recommended	SiR	Abberior LIVE 580 ATTO590	Abberior LIVE 510 Abberior LIVE 515 OregonGreen 488	HOECHST 33342

**abberior**  
●●●●●●●● beyond barriers

**abberior**  
INSTRUMENTS

\*only depending on the sample

# Recommended Fluorescent Proteins for Live-Cell STED

May 2018

E: Expert Line  
Y: STEDYCON

## Fluorescent proteins to be used with the Abberior Instruments Expert Line & the STEDYCON

- Organic dyes throughout brighter & more photostable compared to fluorescent proteins
- Green fluorescent proteins superior to red fluorescent proteins
- Green proteins like **EGFP, YFP & Citrine** deliver ~ 80 nm STED resolution (E)
- Red proteins like **mCherry** deliver ~ 130 nm STED resolution (E,Y)

